

Xtp -449

BIX-66

Hello 😊

XTP-449

BIX-65

I am on the issue [BIX-65](#)

dfassgfhf

BIX-64



Lol

BIX-63

asd

XPORTER-769

BIX-62

JPG



PNG



Comments

BIX-61

Consectetur, culpa molestiae similique quidem cupidatat sit sunt, quis sint delectus, sint natus eiusmod et.

Nobis aut nisi debitis voluptate elit nihil necessitatibus aut aut labore natus

BIX-60

Issue Alternative Assignee

BIX-59

Hello

Insight

BIX-58

da

Eu proident sed sapiente et consectetur quae debitis expedita aut omnis quos unde aspernatur in in

BIX-57

1. sadsadasda
2. sada
3. sdasdasd

In natus voluptas provident veritatis eligendi

BIX-56

Irure facilis beatae qui eum quisquam velit

BIX-55

Consequatur mollit itaque aliqua Lorem aperiam aut eius doloribus voluptatem esse dolore obcaecati est laborum adipisci necessitatibus
BIX-54

Officiis facere labore id quis est blanditiis non corporis aliqua Repellendus Sunt
BIX-53

Hello

Two mappings

BIX-52

dfasfa

fsadasdfsa

 fsdfdasfdsfsgs

 sad asd dsa asd as dsa d as ds a dsa

2

Custom Field same name

BIX-51

Aut veritatis nostrud et eveniet laudantium nostrum repellendus Ut excepteur

BIX-50

Aliqua Totam et aut quasi odit maiores veritatis iste quisquam pariatur Tempore libero vero asperiores neque

BIX-49

Commodo Nam adipisci nostrum officia mollit molestiae neque dolor qui doloribus enim

BIX-48

JPEG





PNG



XPORTER





XPORTER



XPORTER

SVG





I am on the issue [BIX-65](#)

7 95
91 5
8 4 48
28 91
2 28
2
20 38 8
98 64
5 7 9
3 6
19 59
9
29 93
93 9 86
37
82 9 68 21
8
8 97

olasd

BIX-43

```
<div class="jeditor-tabs"> <div class="tabs-nav"> <div class="tab-title"
draggable="true" name="tab0">Customer documentation</div> <div class="tab-title
active" draggable="true" name="tab1">Service documentation</div> <div class="tab-
title" draggable="true" name="tab2">Developer documentation</div> </div> <div
class="tabs-data"> <div class="tab-data-panel" name="tab0" style="display: none;">
<p>Description for customer</p> </div> <div class="tab-data-panel active"
name="tab1" style="display: block;"> <p>Description fpr service</p> </div> <div
class="tab-data-panel" name="tab2" style="display: none;"> <p>Description for
developer</p> </div> </div></div>
```

Testing checklist

BIX-42

```
<ol>
```

```
<li>dfasfa</li>
```

```
<li>fsadasdfsa</li>
```

```
<li> fsdfdasdfsfgs</li>
```

```
<li> sad asd dsa asd as dsa d as ds a dsa</li>
```

```
</ol>
```

TestExec

BIX-41

Test Execution for two tests

BIX-40

* some

BIX-39

strong

* some

BIX-38

Biggest heading

HELLO
BIX-37

Help on "addon-com.xpandit.plugins.jiraxporter"
BIX-35

We cannot export issues from the "Issue Search" bulk update function as shown on your demo video. See attached image.

I am going to give tree break lines

This is just a paragraph with information. Currently this openspace is with lots of people. This has lots of consequences, like the immense heat and noise.

I am going to give tree break lines

Number of people: 23

Space: 43m²

Turned on machines: 31

I am going to give one break lines

asdasdas

das

das

d

sa

dsa

I am going to give two break lines

asdsa

d

as

d

as

dsa

I am going to give four break lines

as

asdafsafsa

Ola
BIX-34

Task1
BIX-33

<p>If user logs in via SSO we want to prevent ZENQ-1119 and ZENQ-1152 from occurring and hide password and security pages altogether.</p>

Add a field to the user's browser session cookie that tracks whether the user logged in via SSO (e.g. SSOLogin = Y/N)

If user logged in using SSO:

Hide my settings password page (ZENQ-1130)

Hide my settings security page (ZENQ-1131)

Disable pw reset requirements (ZENQ-1152)

Do not force users to set pw and security challenge questions (ZENQ-1119)


```
<ol>
<li>test
<ol>
<li>test
<ol>
<li>test</li>
</ol>
</li>
</ol>
</li>
</ol>
</li>
</ol>
</li>
</ol>
</li>
</ol>
```

some

BIX-32

Images can be embedded into a wiki renderable field from attached files or remote sources.

Notation

```
!http://dc942d419843af05523b-
ff74ae13537a01be6cfec5927837dcfe.r14.cf1.rackcdn.com/wp-
content/uploads/Google-Plus-Logo-50x50.png!
or
!screenshot-1.png!
```

Result



or



Notation

```
!screenshot-2.png|thumbnail!
```

Result



Notation

```
!screenshot-3.png|align=right!
```

Result

Notation



```
!screenshot-4.png|width=50!
```

Result



Wiki Markups Test Set
BIX-31

Changing stuff

There are a few ways you can edit an issue, we'll let you know them all and then you can pick which ones you like best:

- Inline edit by clicking in the field you want to change. Try clicking [here](#) to edit this text.
- Keyboard shortcut:
- Jump to field using keyboard shortcut:

- Click the Edit button in the operations bar

⚠ **Note:** some items in the view issue page, like the status and resolution, are only changed by workflow buttons.

Commenting

Adding comments is a great way to communicate with multiple people on an issue. As an example you'll see there's a question in the comment section at the bottom of this issue, try replying to the comment!

Testing new lines

BIX-30

1. asdasdas

a. asdasdas

i. asdsadas

TesteImagesSVG

BIX-29



thumbnail svg

thumbnail jpg



TestesImages
BIX-28



Testing Images sizes





Testing Images sizes with attributes in uppercase and camelcase





CLONE - test2

BIX-27

Some [wiki](#) ^{markup} ~~text~~ This was noticed by [XP to \(xpto\)](#)✉. 😊 ? 💡💡 GT_REAL

[Google](#)

[Mail To](#) ✉

safdsfsdf

BIX-26

TesteWiki

BIX-25

Some [wiki](#) ^{markup} ~~text~~

This was noticed by [XP to \(xpto\)](#)✉. 😊 ? 💡💡 GT_REAL

strong

bold text

emphasis

italics

citation

~~deleted~~

inserted

Text with ^{superscript}

Text with _{subscript}

`monospaced`

Here's how you make a paragraph appear as a block quotation.

look ma, red text!

here is some text

divided

using line

breaks

This is a short list:

- Point 1
Text to go with point 1
- Point 2

Text to go with point 2 with a break

here is some text

divided by a horizontal rule

test2

BIX-24

• **Some** [wiki](#) ^{markup} ~~text~~

This was noticed by [XP to \(xpto\)](#)✉. 😊 ? 💡💡 GT_REAL

Test1

BIX-23

Heading 1

1. Level 1 A
 1. Level A1
 1. Level A11
2. Level 2
 1. Here's a sentence.
 1. This is a sub-list point.
 1. Third list level.
 2. Another point at the third level.
 2. And a second sub-list point.
 2. Here's another sentence.

dsagasfgasg
BIX-22


testea
BIX-20

Ad-hoc execution for BIX-1
BIX-19

Changing stuff

There are a few ways you can edit an issue, we'll let you know them all and then you can pick which ones you like best:

- Inline edit by clicking in the field you want to change. Try clicking here to edit this text.
- Keyboard shortcut:
- Jump to field using keyboard shortcut:
- Click the Edit button in the operations bar

 **Note:** some items in the view issue page, like the status and resolution, are only changed by workflow buttons.

Commenting

Adding comments is a great way to communicate with multiple people on an issue. As an example you'll see there's a question in the comment section at the bottom of this issue, try replying to the comment!

3
BIX-14

2
BIX-13

1
BIX-12

bla bla
BIX-9

TE 1

BIX-8
asdassadas
TS1
BIX-7
aasasa
PC 2
BIX-6

Auto Gen
BIX-5

Cucumber outline
BIX-4

auto cucumber
BIX-3
aas
PC M
BIX-2
asa
asdas
Teste Manual
BIX-1

```
<div class="jePanel_idea" style="background-color:#FFFDE0;border-radius:.3em;border:1px solid #D4D39E;padding:.5em 1em .5em 2.5em;">  
<p>kjshkjdsjsh</p>  
<p>ikdhgskjhdskdjhskdhj</p>  
</div>  
<p><i><u><b>fg</b></u></i></p>
```